

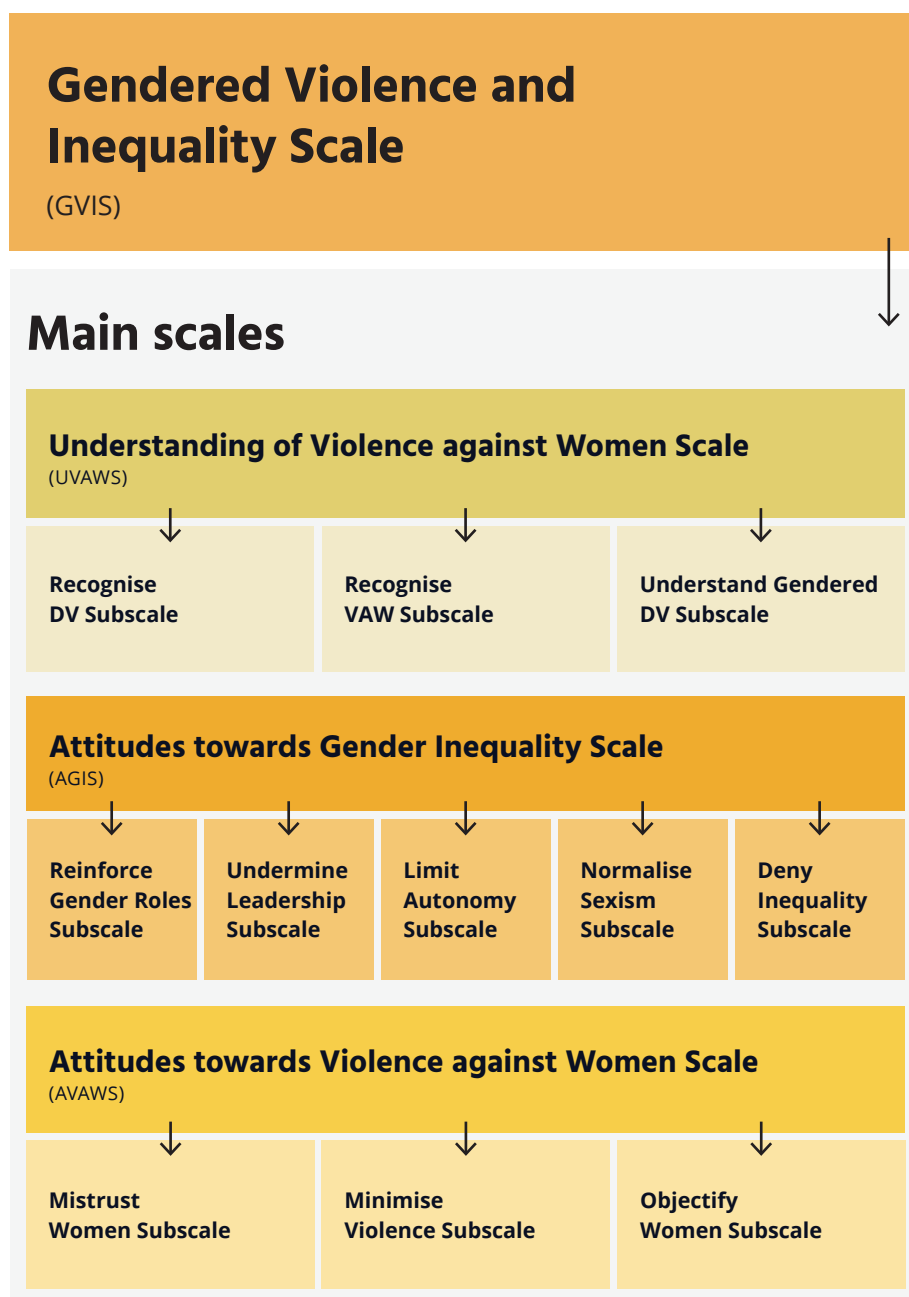
Have our attitudes and understanding improved since 2017?

The 2021 *National Community Attitudes towards Violence against Women Survey (NCAS): Findings for Australian states and territories* shows that across Australia, we're all progressing together to end violence against women and children.

Data from the 2021 NCAS, analysed for each state and territory, allows states and territories to identify how their progress compares to Australia, and where further work is needed.

Figure 1 shows the 2021 NCAS scales that measure understanding and attitudes regarding gender inequality and violence against women. The scorecards that follow track if Australia and each jurisdiction have improved since 2017. Despite different profiles of change since 2017, there were very few differences between each jurisdiction and the rest of Australia in 2021. The scorecards also show where these differences occurred.

Figure 1: 2021 NCAS scales measuring understanding and attitudes regarding gender inequality and violence against women



Note: DV = domestic violence; VAW = violence against women.

Gendered Violence and Inequality Scale

An overarching scale, the **Gendered Violence and Inequality Scale (GVIS)**, is used to measure overall progress regarding Australians' understanding of violence and rejection of gendered violence and inequality.

Jurisdiction	Gendered Violence and Inequality Scale: Improvement since 2017
Australia	✓
Australian Capital Territory	✓*
New South Wales	✓
Northern Territory	✓
Queensland	✓
South Australia	✓
Tasmania	✓
Victoria	✓
Western Australia	✓

✓ Statistically significant increase since 2017, meaning we can be confident that the change observed is meaningful and likely to represent a true difference in this population.

* Higher than the rest of Australia in 2021 (statistically significant).

Main NCAS Scales

The GVIS comprises three main scales:

1. The **Understanding of Violence against Women Scale (UVAWS)** measures whether Australians recognise certain behaviours as violence and how well they understand the gendered nature of violence.
2. The **Attitudes towards Gender Inequality Scale (AGIS)** tells us how strongly Australians reject gender inequality in its different forms.
3. The **Attitudes towards Violence against Women Scale (AVAWS)** measures how strongly respondents reject problematic attitudes regarding violence against women.

Jurisdiction	Understanding of Violence Against Women Scale: Improvement since 2017	Attitudes towards Gender Inequality Scale: Improvement since 2017	Attitudes towards Violence Against Women Scale: Improvement since 2017
Australia	✓	✓	—
Australian Capital Territory	✓	✓*	✓*
New South Wales	✓	✓	—
Northern Territory	✓	—	✓
Queensland	✓	✓	—
South Australia	✓	✓	✓
Tasmania	✓	✓	✓
Victoria	✓	✓	—
Western Australia	✓	✓	✓

✓ Statistically significant increase since 2017, meaning we can be confident that the change observed is meaningful and likely to represent a true difference in this population.

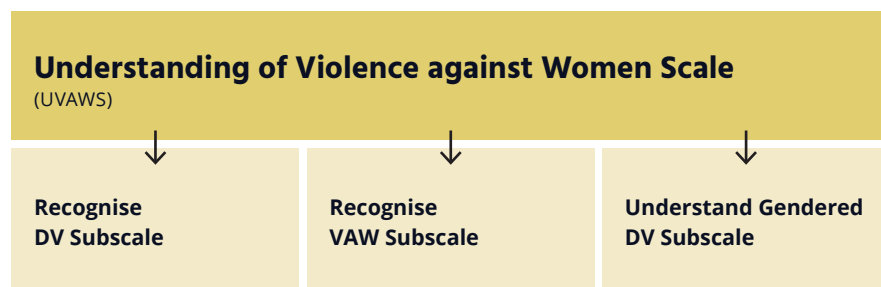
— No statistically significant change since 2017.

* Higher than the rest of Australia in 2021 (statistically significant).



Each of the three main scales are comprised of subscales, which provide detail and nuance on different aspects of understanding or attitudes.

1. Understanding of Violence Against Women: Subscales



The Recognise Domestic Violence and Recognise Violence Against Women Subscales are comprised of questions that ask people if they recognise problematic, abusive behaviours as violence. The questions in the Understand Gendered Domestic Violence Subscale asked respondents whether men or women mainly commit domestic violence and who is more likely to experience its impacts. This was introduced in the 2021 survey, so we can't measure progress over time yet.

Jurisdiction	Recognise DV Subscale: Improvement since 2017	Recognise VAW Subscale: Improvement since 2017	Understand Gendered DV Subscale: Improvement since 2017
Australia	✓	✓	NA
Australian Capital Territory	✓	✓	NA
New South Wales	✓	✓	NA
Northern Territory	✓	✓	NA*
Queensland	✓	✓	NA
South Australia	✓	✓	NA
Tasmania	✓	✓	NA
Victoria	✓	✓	NA
Western Australia	✓	✓	NA

✓ Statistically significant increase since 2017, meaning we can be confident that the change observed is meaningful and likely to represent a true difference in this population.

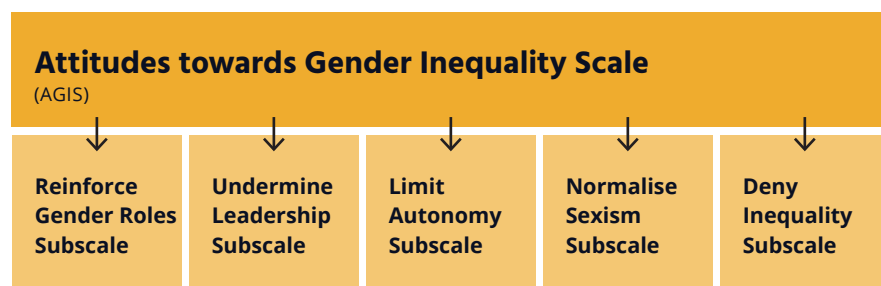
NA Not applicable – items cannot be compared to 2017.

* Lower than the rest of Australia in 2021 (statistically significant).





2. Attitudes towards Gender Inequality: Subscales



The subscales under the AGIS scale measure how strongly respondents reject attitudes that reinforce restrictive, traditional gender norms; undermine the leadership of women in public life; normalise or downplay sexism; and deny that gender inequality is an ongoing issue.

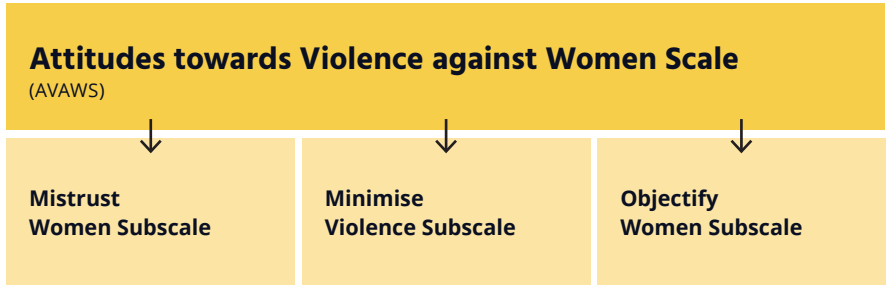
Jurisdiction	Reinforce Gender Roles Subscale: Improvement since 2017	Undermine Leadership Subscale: Improvement since 2017	Limit Autonomy Subscale: Improvement since 2017	Normalise Sexism Subscale: Improvement since 2017	Deny Inequality Subscale: Improvement since 2017
Australia	✓	—	✓	✓	✓
Australian Capital Territory	✓	✓	✓	✓	✓
New South Wales	—	—	✓	✓	✓
Northern Territory	✓	—	—	—	—
Queensland	✓	—	✓	✓	✓
South Australia	✓	✓	✓	✓	✓
Tasmania	✓	✓	✓	✓	✓
Victoria	✓	—	✓	✓	—
Western Australia	✓	✓	✓	✓	✓

- ✓ Statistically significant increase since 2017, meaning we can be confident that the change observed is meaningful and likely to represent a true difference in this population.
- No statistically significant change since 2017.





3. Attitudes towards Violence against Women: Subscales



The Mistrust Women Subscale asks questions to gauge how strongly respondents trust women’s reports of violence. Questions on the Minimise Violence Subscale measure how strongly people rejected attitudes that diminish women’s experiences of violence or shift blame to victims and survivors. The Objectify Women Subscale determines how strongly respondents rejected attitudes that objectify women and disregard consent.

Jurisdiction	Mistrust Women Subscale: Improvement since 2017	Minimise Violence Subscale: Improvement since 2017	Objectify Women Subscale: Improvement since 2017
Australia	✓	—	✓
Australian Capital Territory	✓*	✓	✓
New South Wales	✓	—	—
Northern Territory	✓	—	✓
Queensland	✓	—	✓
South Australia	✓	—	—
Tasmania	✓	—	✓
Victoria	✓	—	—
Western Australia	✓	—	✓

✓ Statistically significant increase since 2017, meaning we can be confident that the change observed is meaningful and likely to represent a true difference in this population.

— No statistically significant change since 2017.

* Higher than the rest of Australia in 2021 (statistically significant).

There is room to improve understanding and attitudes regarding violence against women and gender inequality in every state and territory and in Australia as a whole.



About half or fewer people in each jurisdiction had “advanced” understanding and “advanced” attitudes.

Suggested citation:

Australia’s National Research Organisation for Women’s Safety. (2023). *Have our attitudes and understanding improved since 2017? NCAS findings for Australian states and territories* [Fact sheet]. ANROWS.

